

DIMENSIONS

66" x 40" x 23" (1676 x 1016 x 584 mm)
 Whirlpool Operating Gallons = 65 (Liters = 246)
 Gallon to Overflow = 95 (Liters = 360)

MATERIAL

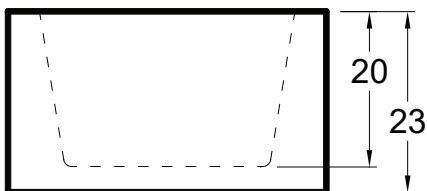
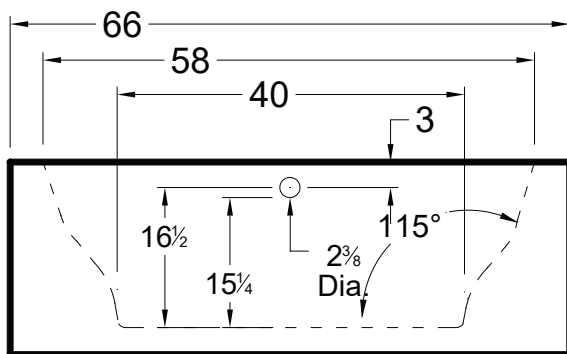
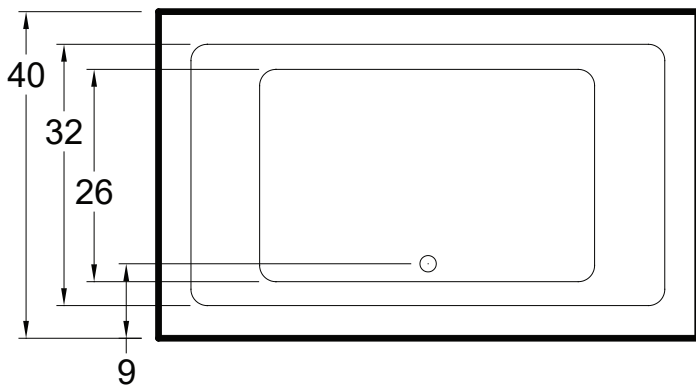
Polymer Composite

TUB FLOOR

Non - Textured

UNDERMOUNT: No

This tub is not designed for undermount installation.



APPROVALS & COMPLIANCE



Americh products meet or exceed the following standards:

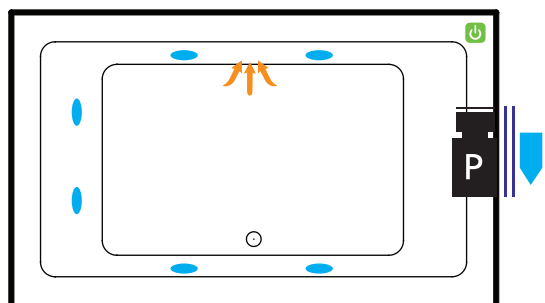
- Underwriters Laboratories (UL)
- Underwriters Laboratories - Canada (cUL)
- ANSI Z124.1 • ANSI A112-19.7
- ANSI A112.19.8

Contact Americh for additional approvals.

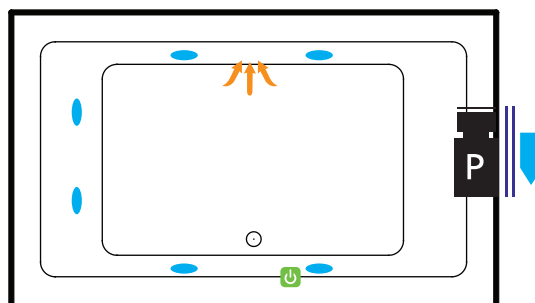
STANDARD EQUIPMENT

- Adjustable leveling legs
- Integral Waste & Overflow

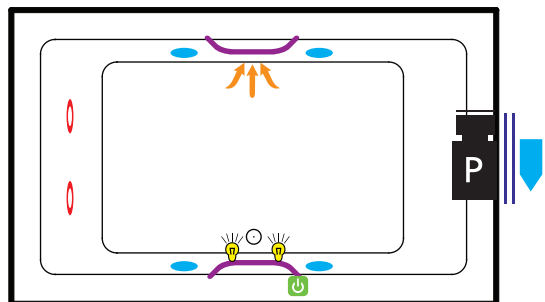
BATHING SYSTEMS



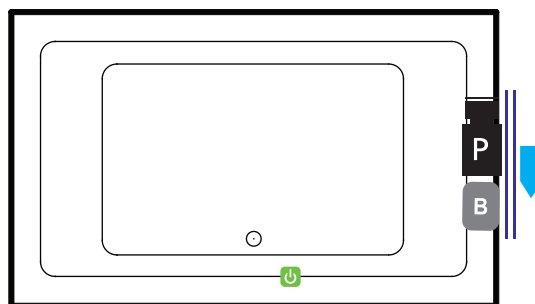
Builder Series



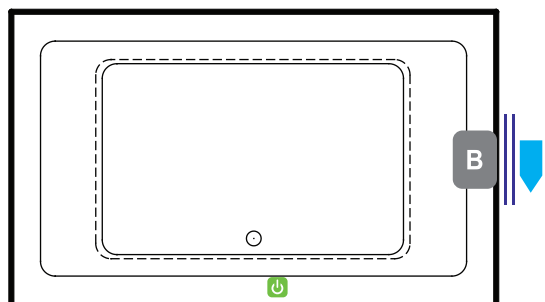
Luxury Series



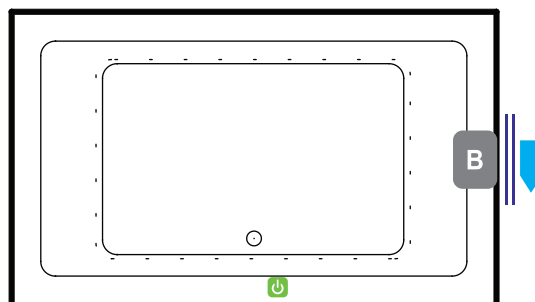
Platinum Series



Combination
(pump and blower location only)



Airbath System II



Airbath System V

LEGEND



Pump



Blower



Jet



Rotary Jet



Suction



Light



ON/OFF Control



Grab Bar



Access Panel



MFG ID Label

OPTIONAL ACCESSORIES

- Chromatherapy*
- Grab Bars: 9" - 14" - 16"
- High Density Insulation*
- iBath Sound System
- Inline Heater (whirlpool only)
- Jets: Additional or Rotary*
- Ozone System (whirlpool and/or Airbath only)
- Pillows: 12" - Angle*
- Remote Control Upgrade (select series only)
- Serenity Soak (tub only)
- Syllent Pump with Heated Air*
- Thermal Comfort System (TCS used on opposite side of VSM)
- Trim Kit Upgrade*
- Vibro Sonic Massage (VSM used on opposite side of TCS)
- Waste & Overflows Upgrade
 - Linear Waste & Overflow

(* Standard on Platinum Series)

INSTALLATION TIPS

- Install according to Owner's Manual and local codes.
- Always consult your local plumber for recommendations as installations will vary.
- The bath must be secured to the floor by applying a bead of silicone around the base
- Installation must be carried out according to the manufacturer instructions.
- Hot water supply should be 65-75% of tub capacity or greater.

ELECTRICAL REQUIREMENTS

Americh recommends one 20 amp ground fault circuit interrupter (GFCI) for each power supply provided with the bathtub.

Made in the USA

All bathtub dimensions are ± 1/2"

Last Update 1/20/21

Always check our website for the most updated specifications: Americh.com